








# Creative Commons

All books, songs, pictures, movies, and photos are automatically protected under the United States Copyright Act. Basically, this means it is ILLEGAL for you to use these works in your own projects without the author's permission. However, there are many people who want to share their music, video, and photos with you so you can create your own work using their materials in whole, part, or modified in some way. They make their work available to you through Creative Commons, <http://creativecommons.org>.

## Types of Licensing

 <b>Attribution</b> You let others copy, distribute, display, and perform your copyrighted work — and derivative works based upon it — but only if they give credit the way you request.	 <b>Share Alike</b> You allow others to distribute derivative works only under a license identical to the license that governs your work.	 <b>Noncommercial</b> You let others copy, distribute, display, and perform your work — and derivative works based upon it — but for noncommercial purposes only.	 <b>No Derivative Works</b> You let others copy, distribute, display, and perform only verbatim copies of your work, not derivative works based upon it.
--	---	---	--

(The above image was retrieved from, <http://creativecommons.org/about/licenses>, and is made available under a Creative Commons Attribution 3.0 license.)

You may also see this symbol being used for **Attribution**: 

A complete description of the license types can be found at:

- <http://creativecommons.org/about/licenses> and
- <http://creativecommons.learnhub.com/lesson/183-licenses>.

## Where to Find Resources

<http://creativecommons.org/find> & <http://copyrightfriendly.wikispaces.com/> & below...

Images	Audio	Video
<a href="#">Flickr</a> (Advanced Search)* <a href="#">FlickrCC</a> <a href="#">Compfight</a> <a href="#">FlickrStorm</a> <a href="#">everystockphoto</a> <a href="#">Open Clipart Library</a> <a href="#">Wikimedia Commons</a>	<a href="#">CC Mixer Samples</a> <a href="#">Jamendo</a> <a href="#">Freesound</a> <a href="#">Internet Archive</a> <a href="#">Owl Music Search</a> <a href="#">SpinXpress</a> <a href="#">Wikimedia Commons</a>	<a href="#">MOD Films</a> <a href="#">Internet Archive</a> <a href="#">SpinXpress</a>

\*Click on the Creative Commons box at the bottom of this site.

Name \_\_\_\_\_

## Citing Your Resources

You should use the MLA format for citing your resources. For images, see:

<http://owl.english.purdue.edu/owl/resource/747/08/> (Scroll down the web page to find information.)

### **Let's Put Our Learning into Practice!**

Find an image from <http://www.flickr.com/creativecommons/> that pertains to some aspect of, "The Crucible." Use the MLA format to properly cite the image in the space below. Follow that with information related to the Creative Commons attribution listed for the image.

**Write your image citation below and turn this paper into your instructor before you leave class. This paper will be returned to you.**

This handout is available online at:

<http://www.fhs.d211.org/departments/edtech/mbachrodt/Copyright/CreativeCommons.shtml>